

WEAVERS GUILD *of Greater Kansas City*

www.kcweaversguild.org



March 2021 Newsletter

A NOTE FROM OUR PRESIDENT

Thank you to all members who made a generous donation to reStart in February. I'm sure the donation is greatly appreciated by them and will be put to good use especially as cold weather and the pandemic continues to impact our area. Our donation included: 30 bath towels, 7 hand towels, 5 washcloths, 6 large blankets, 2 baby blankets, crocheted blankets and 3 handmade quilts. Let's put on our thinking caps as to what we can do in the coming months to help reStart and to ease homelessness in the KC area. We will discuss this during our March meeting.



Janet Meddings

2021 WEAVERS GUILD OFFICERS

- Janet Meddings, President
- Vicki Raynes, 1st VP, Programs
- Rachel Rose, 2nd VP, Newsletter
- Cindy Smith, 3rd VP, Workshops
- Pamela Jenkins, Secretary
- Kate Webb, Treasurer
- Gail White, Scholarship.

MEETING & PROGRAMS

Meetings are on the second Thursday of each month at 10 am via Zoom. Meeting link formation is distributed via email. Join us to hear from guest speakers, and enjoy special programs. We also have a fun show-and-tell segment in which fiber artists reveal their latest creation. Guests are always welcome.

Contact us at weaversguild@gmail.com

10:00 am Regular Meeting

10:30 am Show & Tell

11:30 am Program

JOIN NOW AND ENJOY

MEMBER BENEFITS!

- [SCHOLARSHIPS](#)
- [WEAVING MENTORS](#)
- [CONTINUING EDUCATION](#)
- [HANDS ON WORKSHOPS](#)
- [GUILD LIBRARY](#)
- [TOOLS & EQUIPMENT RENTAL](#)
- [MONTHLY SHOW AND TELL](#)
- [COMMUNITY SERVICE](#)
- [CREATIVE HAND KC GUILD SHOW](#)
- [DUAL MEMBERSHIP IN KC FIBER GUILD & KAWS](#)

VISIT US AT:

KCWEAVERSGUILD.ORG



OUR 2021 COMMUNITY SERVICE

For our 2021 community service project, we will be supporting reStart, an organization that for 40 years has provided Kansas City's most vulnerable population with housing services. To learn more about reStart visit them at reStartinc.org



MARCH 11, 2021 PROGRAM



Becky Rawls-Riley, owner of Rawls-Riley Creations, will present on her business of making creative headwear. See her website at creativeheadwear.com and foliesheadwear.com. Becky has been a maker all her life. She learned sewing as a child from her Mom. Today she is a headwear maker. She has been an entrepreneur since 1996.

WORKSHOPS



Spring 2021 Workshop. Cindy is busy organizing another great on-line Zoom workshop with Kim Eichler-Messmer, Surface Design/Fiber Professor at KCAI. We all enjoyed her informative Indigo Dye Workshop last November. This time we will be learning about other Natural Dyes. More information coming soon! See more of Kim's amazing work at <https://www.kimemquilts.com/>



Summer 2021 Workshop. Deflected Double Weave "Where the Shuttle Meets the Shed" with Natalie Drummond. Dates for a weekend this summer will be announced soon. The following overview will give you an idea of what we will be learning in this Zoom interactive workshop. Learn more about this artist and workshop at <https://www.nataliewoven.com/>.

Materials list and drafts will be provided and we will have a Pre-Workshop Zoom Question and Answer one month prior to the 2 day workshop.

Day 1 9:00-4:00

- Weave deflected double weave samples on your pre-warped 8-shaft loom using various fibers and setts.
- Explore selvedge methods for beautiful finishing.
- Discuss various finishing methods with and without agitation.
- Cut samples off the loom and hand wash samples prior to Day 2

Day 2 10:00-4:00



- Discuss and compare hand washed samples-movement/deflection v. differential shrinkage.
- Explore a simple treadle OR tie-up change to weave your own scarf with remainder of your warp(or sample).

Materials: 8 shaft loom, 2-4 shuttles, yarns on material list (18/2 zephyr, Tencel or bamboo), SOAK for washing samples, and notebook/pen/pencil for draft and samples.

For more information or to suggest a workshop, please contact Cindy Smith at cynthiaelainesmith@gmail.com

MEMBER GALLERY - PAST WORKSHOPS

Our recent Indigo Dye and Mandala workshops were a huge success!



MAKER TIPS AND TRICKS



Let's revive a Weaver's Guild tradition! Share your tips, tricks and helpful hints for any fiber art process - weaving, knitting, sewing, felting, dyeing, embroidery, spinning . . . all fiber arts! Share your wisdom. We all benefit from ideas on design process, production, working with tools, fixing or avoiding errors, valuable resources and more.

Submit your Maker Tip to Karen Neal at knealkc@gmail.com

Photos and online links are encouraged!

Here are some tips from past newsletters to get us started.

- ★ *If you're not 100% sure how different yarns will look together especially with their colors, twist the yarns together. You can even use 2 strands of one yarn and 1 strand of the other if you're doing a 3/1 twill etc.*
- ★ *If you need an extra heddle or 2, 3, and you have any ladder yarn hanging around, just cut it to the right length and use safety pins to attach it to the top and bottom heddle bars.*
- ★ *To check grist (to see if 2 yarns are the same thickness) make a loop- with yarn 1 and then make a loop through the first loop with yarn 2. Hold both ends of each yarn with both hands at an equal distance and twist them. The yarn that has more twists per inch is smaller than the other one. If the TPI is the same, the yarn is the same size.*

- Abe Buddish



- ★ *When warping your loom, add floating selvages when tying onto the front beam and weight them separately off the back beam. I use medicine bottles with pennies, nickels etc. for weight. It is easy to adjust the weight according the yarn being used by removing or adding small change.*
- ★ *Use your salad spinner to spin the excess water from small hand washed items such as scarves, mittens, socks.*
- ★ *For a more elastic bind-off on your knitting; k2tog through the back loop, slip the stitch back onto the left needle and repeat to the end. Try it - I am sure you will like it!*

- Carolyn Budd



- ★ *Weaving Overshot: To weave an overshot piece that is "beat to square", it helps to identify a diagonal line in the pattern. Check every so often to see that you are keeping that line at 45 degrees. I made a plastic template with a 45 degree line that I simply lay on top of my fabric every few inches. You can also use a protractor.*

- Becky Gaskill



- ★ *To keep your extra heddles from sliding in and rubbing against your outer warp threads use small binder clips from the office supply store. This works great!*

- Jacqueline Jacobson

UPCOMING GUILD PROGRAMS



APRIL 8, 2021: Daryl Lancaster will present “Leftovers Again” what to do with left over handwoven fabric. Explore and experience creative ways to use every precious bit of hand-woven scrap. Some techniques require sewing, some a hot glue gun. Some ideas become great garments; some can be sent through the mail! Learn how to use some of the fusibles and stabilizers available, and learn to look at everything from old work, to the smallest scrap as an exciting new raw material. <https://www.daryllancaster.com/>

- **May:** Swap & Shop live in Shawnee Mission Park, Shelter #8.
- **June** TBA
- **July** TBA
- **August:** Board member nominating committee is formed.
- **September:** Board member nominations announced.
- **October:** Member challenge: Weavers Guild Bingo card. Board member nominations published.
- **November:** Board member elections.
- **December:** Holiday party and gift exchange.

For more information or to suggest a program, please contact Vickie Raynes at vraynes@hotmail.com



GUILD ACTIVITIES

ANNUAL MEMBER CHALLENGE

KC Weavers Guild October Member Challenge Bingo


Download your printable version of the KCWG Weavers Bingo Card [here](#). The three members who have completed the greatest number of squares and who have provided a verbal show ‘n tell of each during the October meeting will receive a \$25 Yarn Barn gift certificate. In the event of a tie, we will draw a name.

*Send content items (marked with *) to weaversguild@gmail.com

[Download your KCWG Bingo Card](#)

KC Weavers Guild October Member Challenge Bingo


	W	E	A	V	R
G	Wash a scarf	Design a scarf	Knit a scarf	Knit a scarf	Knit a scarf
U	Knit a scarf	Knit a scarf	Knit a scarf	Knit a scarf	Knit a scarf
I	Knit a scarf	Knit a scarf	Knit a scarf	Knit a scarf	Knit a scarf
L	Knit a scarf	Knit a scarf	Knit a scarf	Knit a scarf	Knit a scarf
D	Knit a scarf	Knit a scarf	Knit a scarf	Knit a scarf	Knit a scarf



2021 MEMBER DIRECTORY Your directory is on the way!

Printing was completed in mid-February and has been mailed to all current members.

KCWG Care Connection if you would like the guild to send a note to a member in need to let them know we are thinking of them, please contact us at weaversguild@gmail.com



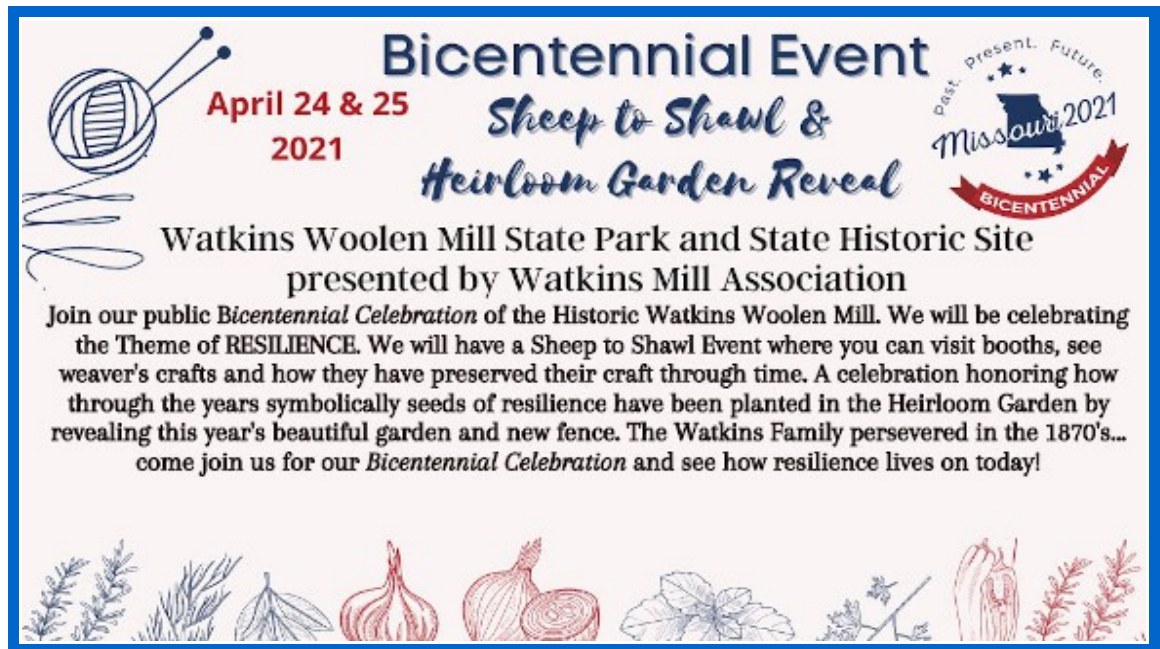
UPCOMING FIBER ART EVENTS

MO Bicentennial Event: Sheep to Shawl and Heirloom Garden Reveal

Apr 24 & 25 Saturday 10-4
and Sunday 11-4

Watkins Woolen Mill
Northeast of Kearney, MO
64060
Main Entrance at
NE 161st Street and County
Road RA

<https://www.watkinsmill.org/>



Bicentennial Event
April 24 & 25 2021
Sheep to Shawl & Heirloom Garden Reveal
Watkins Woolen Mill State Park and State Historic Site
presented by Watkins Mill Association

Join our public *Bicentennial Celebration* of the Historic Watkins Woolen Mill. We will be celebrating the Theme of **RESILIENCE**. We will have a Sheep to Shawl Event where you can visit booths, see weaver's crafts and how they have preserved their craft through time. A celebration honoring how through the years symbolically seeds of resilience have been planted in the Heirloom Garden by revealing this year's beautiful garden and new fence. The Watkins Family persevered in the 1870's... come join us for our *Bicentennial Celebration* and see how resilience lives on today!

Past. Present. Future.
Missouri 2021
BICENTENNIAL

LINKS TO ONLINE ARTIST TALKS

Find inspiration, explore new avenues of creativity and enjoy a connection to the fiber art community.



Textiles & Tea

An opportunity for KC Weavers Guild members to attend The Handweavers Guild of America, Inc. (HGA) Textiles & Tea every Tuesday at 4 PM (EST). Space is limited so register early. HGA will host a conversation with some of the most respected fiber artists in the field today. In our 45-minute discussion we will focus on their artwork and their creative journey.


We will allow 15 minutes at the end of our conversation for questions from the audience. Make a cup of your favorite tea and join us as we talk about fiber, creativity, inspiration, process and so much more.

Register at: <https://weavespindye.org/textiles-and-tea/>



Textile Talks features weekly presentations and panel discussions with several fiber art organizations: Surface Design Association, Modern Quilt Guild, Quilt Alliance, San Jose Museum of Quilts & Textiles, International Quilt Museum, and Studio Art Quilt Associates (SAQA). Visit

www.saga.com/resources/textiletalks for more information on this series. The programs are held online at 1pm CST each Wednesday and last approximately one hour. Preregistration is required and recordings are available. View recordings on YouTube [Textile Talk Videos on YouTube](#).



Coffee with the Artists

Sunday mornings until May 30, 2021

8 am CST

No charge

LIVE ZOOM MEETINGS WITH A WIDE VARIETY OF FIBER ARTISTS

Visit [Aya Fiber Studios](#) to sign up for [Coffee with the Artists](#)

BEAUTY FROM THE WORLD OF FIBER ART



[The Caged Bird's Song](#)

Beautiful video about Dovecot Studios collaboration with artist Chris Ofili to create a handwoven tapestry, 'The Caged Bird's Song', which took over two years to complete.



HELPFUL INFORMATION

Visit our website at kcweaversguild.org or find contact info in your Member Directory



Library & Weaving Tools Contact our librarian, Debbie Buddish, for any library material you would like to receive. Contact Kathy Landers to borrow any of the tools that she warehouses for the Guild. Contact information, list of library materials and a list of equipment and tools can be found on the Guild website:

<https://www.kcweaversguild.org/library-equipment>

Mentoring Experienced weaving mentors are available to Guild members that can provide guidance, motivation, and support to advise you in a way that makes sense, while keeping your best interests in mind. Contact Rebekah Foote via email at rebkeat1@gmail.com to request a mentor in your area.

Scholarships We offer an educational scholarship for which any Guild member in good standing may apply. For more information and to download an application form visit our website at: <https://www.kcweaversguild.org/membership>

Handling Used Looms Be sure to check out the new document [Handling Used Looms>>](#) that you can share with anyone who has come into possession of a loom and wants to know how to proceed.

Guild Website Contact Janet Meddings at weaversguild@gmail.com to suggest content for our website.

Newsletter Deadline Submit your ideas, articles and photos by the 28th of each month.



CLASSIFIED ADS

Schacht Flip Rigid Heddle Loom 25"

Trestle I Stand, Flip Tray, Single End Tapestry Beater, Six year old

In excellent condition, located in Kansas City, MO Loom was only used 3 - 4 times. It is like new.

- ◆ 22" Pickup Sticks
- ◆ Two 16" Stick Shuttles
- ◆ Two 20" Stick Shuttles
- ◆ 8 Dent Heddle
- ◆ 10 Dent Heddle
- ◆ Warping Peg
- ◆ Threading Needle



Price: \$320.00

Contact: Connie Feldman, email: feldmanbill2@gmail.com, phone: 816-379-0176



Blue Bonnet Spinning thimble wheel, made of red oak with 2 whorls with 8 ratios. Fourteen inch wheel, double treadle, scotch tension, 3 bobbins with Lazy Kate. Bought in 2017 but has had very little use.

New Price! : \$400.00 Contact: Diane Dory, email: dianedory3@gmail.com, phone: 913-481-8202



Large weaving loom made by Edwards Studios in the 1980s. Comes with bench titled "TPI's Adjustable Studio II Bench." Loom is disassembled and located in Merriam KS. Assembly instructions are included. We believe all parts are present. Some cleaning would be in order.

Price: \$500.00

Contact: Gary Groening,
email: gjgroening@gmail.com,
phone: 913-961-4929



CLASSIFIED ADS


Description: Handcrafted oak tapestry loom.
22" x 36"
\$25.00 or best offer.
Contact Jean Hartley at 816-695-8308



Brittany walnut tapestry loom.
21" x 23" with stand and reed.
\$30.00 or best offer.
Contact Jean Hartley at 816-695-8308



1840's antique walking wheel, 63" diameter,
excellent condition. Includes spindle & distaff.
\$250 or best offer.
Contact Jean Hartley at 816-695-8308



An automatic shuttle Weavers Delight loom #2688 approximately 40 years old. There is also a Red Pony and extra shuttles and canisters. Price \$700 or best offer. Contact Samantha Johnson, email: samantha.johnson@raytownschools.org, phone 816-868-0895

